

2023

2024

CATALOGUE

MEGASLIM™

T6/T12 THIN PORCELAIN SLAB



CONTENTS /

10 / MAGMA

16 / LIGHT RED CALACATTA

18 / ARABESCATO VIOLA

20 / CARAVAGGIO GOLD

22 / SUPER WHITE DOLOMITE

24 / INVISIBLE GREY

26 / MICHELANGELO

28 / CELLINI

30 / PALLADIO

32 / MACCHIA ANTICA

34 / BALLET

36 / CALACATTA GOLD

38 / STATUARIO REALE

40 / CALACATTA ORO

42 / EMOTION EUPHORIA

44 / EMOTION HOPE

46 / EMOTION WONDER

48 / CRYSTAL

50 / AMBER

52 / JADE

54 / GEMSTONE

56 / LILAC

58 / ABSOLUTE

60 / PIETRA GRIGIA

62 / BASALTINA NERO

64 / BARDIGLIO

66 / STATUARIO EXTRA

68 / STATUARIO PREMIUM

70 / GRIGIO VENEZIANO

72 / STATUARIO SUPERIORE

74 / PIERRE BLACK

76 / MARQUINA BLACK

78 / ARABESCATO

80 / PIETRA GREY FOG

82 / PIETRA GREY TAUPE

84 / CALACATTA ULTIMATE

86 / METRO GREY

88 / CEPPO GREY

90 / SUPER BLACK

92 / TECHNICAL DETAILS

94 / GUIDELINES



MEGASLIM BALLETT 3200x1600mm

MADE IN ITALY





Tonino Lamborghini

LUXURY SURFACES



MEGASLIM MAGMA B&W 2800 x 1200mm

MADE IN ITALY

MAGMA

NATURAL



FLOW PATTERN IN 4 DIFFERENT FACES

MEGASLIM

T6 THIN PORCELAIN SLAB

MADE IN ITALY



DETAILS

size **2800x1200 mm**

thickness **6 mm**

finish **Polished**


Packing details

2800x1200x6mm | 1 panel (3.36m²/49kg)



MAGMA

AVIO



FLOW PATTERN IN 4 DIFFERENT FACES



MEGASLIM
T6 THIN PORCELAIN SLAB



DETAILS

size 2800x1200 mm


thickness 6 mm

finish Polished

Packing details
2800x1200x6mm | 1 panel (3.36m²/49kg)

MAGMA

BLACK & WHITE



FLOW PATTERN IN 4 DIFFERENT FACES



MEGASLIM
T6 THIN PORCELAIN SLAB

MADE IN ITALY


DETAILS

size 2800x1200 mm

thickness 6 mm

finish Polished

Packing details
2800x1200x6mm | 1 panel (3.36m²/49kg)





MEGASLIM
T6 & T12 THIN PORCELAIN SLAB

MADE IN ITALY

LIGHT RED CALACATTA

BOOK MATCH PATTERN



DETAILS

size **3200x1600 mm**


thickness **6.5 mm / 12mm**

finish **Natural**

Packing details

3200x1600x6.5mm | 1 panel (5.12m²/82kg)

3200x1600x12mm | 1 panel (5.12m²/152kg)





ARABESCATO VIOLA

BOOK MATCH PATTERN



MEGASLIM
T6 & T12 THIN PORCELAIN SLAB

MADE IN ITALY

DETAILS

size **3200x1600 mm**

thickness **6.5 mm / 12mm**

finish **Natural**

Packing details

3200x1600x6.5mm | 1 panel (5.12m²/82kg)


3200x1600x12mm | 1 panel (5.12m²/152kg)





CARAVAGGIO GOLD

BOOK MATCH PATTERN



MEGASLIM
T6 & T12 THIN PORCELAIN SLAB

MADE IN ITALY

DETAILS

size 3200x1600 mm


thickness 6.5 mm / 12mm

finish Natural

Packing details

3200x1600x6.5mm | 1 panel (5.12m²/82kg)

3200x1600x12mm | 1 panel (5.12m²/152kg)





SUPER WHITE DOLOMITE

T6 ONLY (NATURAL FINISH) /

FLOW PATTERN IN 5 DIFFERENT FACES



T12 ONLY (SATIN FINISH) /

BOOK MATCH PATTERN



MEGASLIM
T6 & T12 THIN PORCELAIN SLAB

MADE IN ITALY

DETAILS

size **3200x1600x12 mm**
2700x1200x6 mm

thickness **6 mm / 12 mm**

finish **Natural / Satin**

Packing details

3200x1600x12mm | 1 panel (5.12m²/146kg)
2700x1200x6mm | 1 panel (3.24m²/47kg)





MEGASLIM
T6 THIN PORCELAIN SLAB

MADE IN ITALY

INVISIBLE GREY

FLOW PATTERN IN 6 DIFFERENT FACES



DETAILS

size **2700x1200 mm**

thickness **6 mm**

finish **Natural**

Packing details


2700x1200x6mm | 1 panel (3.24m²/47kg)





MICHELANGELO

BOOK MATCH PATTERN



MEGASLIM
T6 THIN PORCELAIN SLAB

MADE IN ITALY

DETAILS

size 2700x900 mm

thickness 6 mm

finish Natural

Packing details
2700x900x6mm | 1 panel (2.43m²/38kg)






MEGASLIM
T6 THIN PORCELAIN SLAB

MADE IN ITALY

CELLINI

BOOK MATCH PATTERN



DETAILS


size 2700x900 mm

thickness 6 mm

finish Natural

Packing details

2700x900x6mm | 1 panel (2.43m²/38kg)





MEGASLIM
T6 THIN PORCELAIN SLAB



PALLADIO

BOOK MATCH PATTERN



DETAILS

size 2700x900 mm

thickness 6 mm

finish Natural

Packing details

2700x900x6mm | 1 panel (2.43m²/38kg)





MEGASLIM
T6 & T12 THIN PORCELAIN SLAB

MADE IN ITALY

MACCHIA ANTICA

T6 ONLY /
FLOW PATTERN IN 5 DIFFERENT FACES



T12 ONLY /
BOOK MATCH PATTERN



DETAILS

size	3200x1600 mm
thickness	6 mm / 12mm
finish	Natural

Packing details
3200x1600x6mm | 1 panel (5.12m²/82kg)
3200x1600x12mm | 1 panel (5.27m²/152kg)





BALLET

BOOK MATCH PATTERN



MEGASLIM
T6 & T12 THIN PORCELAIN SLAB



DETAILS

size	3200x1600 mm
thickness	6.5 mm / 12 mm
finish	Natural

Packing details

3200x1600x6.5mm | 1 panel (5.12m²/82kg)
3200x1600x12mm | 1 panel (5.12m²/152kg)





MEGASLIM
T6 & T12 THIN PORCELAIN SLAB

MADE IN ITALY

CALACATTA GOLD

T6 ONLY /
FLOW PATTERN IN 4 DIFFERENT FACES



T12 ONLY /
BOOK MATCH PATTERN



DETAILS

size	3200x1600 mm
thickness	6 mm / 12 mm
finish	Natural

Packing details
3200x1600x6mm | 1 panel (5.12m²/82kg)
3200x1600x12mm | 1 panel (5.27m²/152kg)





STATUARIO REALE


T6 ONLY /

FLOW PATTERN IN 6 DIFFERENT FACES



T12 ONLY /

BOOK MATCH PATTERN



MEGASLIM
T6 & T12 THIN PORCELAIN SLAB

MADE IN ITALY

DETAILS

size **3200x1600 mm**

thickness **6 mm / 12 mm**

finish **Natural T6 / T12
Polished T6**

Packing details

3200x1600x6mm | 1 panel (5.12m²/75kg)

3200x1600x12mm | 1 panel (5.27m²/153kg)





CALACATTA ORO

T6 ONLY /
BOOK MATCH PATTERN



T12 ONLY /
BOOK MATCH PATTERN



MEGASLIM
T6 & T12 THIN PORCELAIN SLAB

MADE IN ITALY



DETAILS

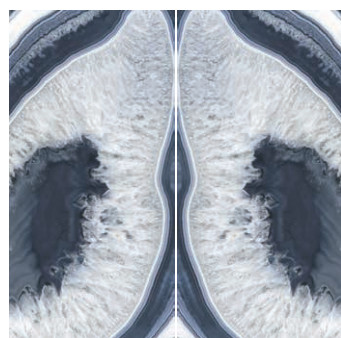
size	3200x1600 mm
thickness	6.5 mm / 12 mm
finish	Natural

Packing details
3200x1600x6.5mm | 1 panel (5.12m²/82kg)
3200x1600x12mm | 1 panel (5.12m²/152kg)



EMOTION EUPHORIA

BOOK MATCH PATTERN



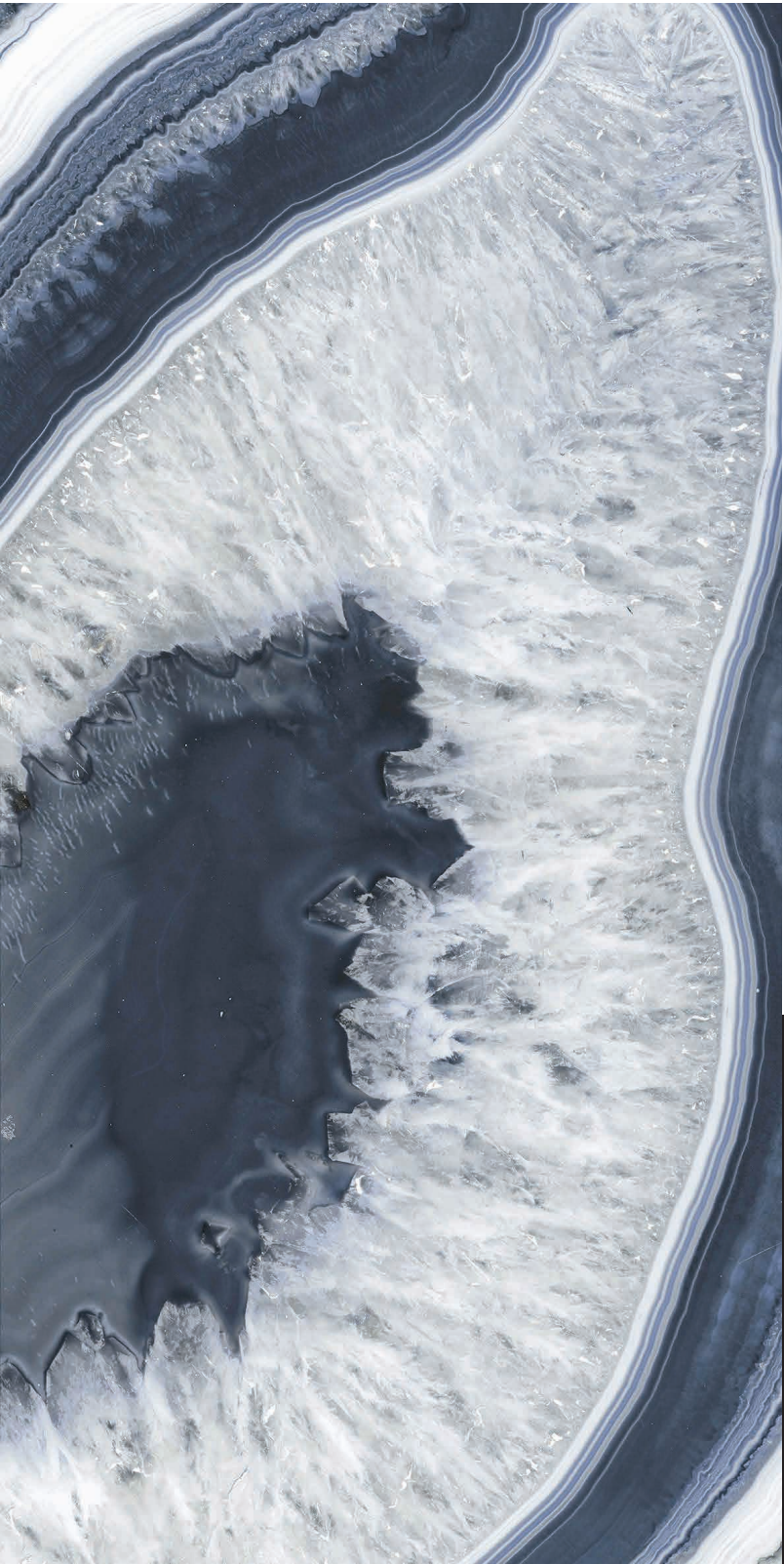
MEGASLIM
T6 THIN PORCELAIN SLAB

MADE IN ITALY

DETAILS

size	3200x1600 mm
thickness	6.5 mm
finish	Polished

Packing details
3200x1600x6.5mm | 1 panel (5.12m²/82kg)





EMOTION HOPE

BOOK MATCH PATTERN




MEGASLIM
T6 THIN PORCELAIN SLAB

MADE IN ITALY

DETAILS

size	3200x1600 mm
thickness	6.5 mm
finish	Polished

Packing details
3200x1600x6.5mm | 1 panel (5.12m²/82kg)





EMOTION WONDER

BOOK MATCH PATTERN



MEGASLIM
T6 THIN PORCELAIN SLAB

MADE IN ITALY


DETAILS

size **3200x1600 mm**

thickness **6.5 mm**

finish **Polished**

Packing details
3200x1600x6.5mm | 1 panel (5.12m²/82kg)





CRYSTAL

FLOW PATTERN IN 3 DIFFERENT FACES



MEGASLIM
T6 THIN PORCELAIN SLAB



DETAILS

size **3200x1600 mm**

thickness **6 mm**

finish **Polished**

Packing details
3200x1600x6mm | 1 panel (5.12m²/75kg)





MEGASLIM
T6 THIN PORCELAIN SLAB


MADE IN ITALY

AMBER

FLOW PATTERN IN 3 DIFFERENT FACES



DETAILS

size	3200x1600 mm
thickness	6 mm
finish	Polished

Packing details
3200x1600x6mm | 1 panel (5.12m²/75kg)





MEGASLIM
T6 THIN PORCELAIN SLAB

MADE IN ITALY

JADE

FLOW PATTERN IN 3 DIFFERENT FACES



DETAILS

size **3200x1600 mm**

thickness **6 mm**

finish **Polished**

Packing details
3200x1600x6mm | 1 panel (5.12m²/75kg)






MEGASLIM
T6 THIN PORCELAIN SLAB

MADE IN ITALY

GEMSTONE

FLOW PATTERN IN 3 DIFFERENT FACES



DETAILS

size **3200x1600 mm**

thickness **6 mm**

finish **Polished**


Packing details
3200x1600x6mm | 1 panel (5.12m²/75kg)





LILAC

FLOW PATTERN IN 7 DIFFERENT FACES - 3200X1600
11 DIFFERENT FACES - 2800X1200
*Also available in 22 faces - 1200x1200



MEGASLIM
T6 THIN PORCELAIN SLAB



DETAILS

size
3200x1600 mm
2800x1200 mm
1200x1200 mm

thickness
6 mm

finish
Natural

Packing details
3200x1600x6mm | 1 panel (5.12m²/75kg)
2800x1200x6mm | 1 panel (3.36m²/49kg)
1200x1200x6mm | 2 tiles (2.88m²)/box(42.0kg)



MEGASLIM
T6 & T12 THIN PORCELAIN SLAB

MADE IN ITALY

ABSOLUTE

BOOK MATCH PATTERN



DETAILS

size	3200x1600 mm
thickness	6.5 mm / 12 mm
finish	Natural

Packing details

3200x1600x6.5mm | 1 panel (5.12m²/82kg)
3200x1600x12mm | 1 panel (5.12m²/152kg)





PIETRA GRIGIA

BOOK MATCH PATTERN



MEGASLIM
T6 & T12 THIN PORCELAIN SLAB



DETAILS

size	3200x1600 mm
thickness	6.5 mm / 12 mm
finish	Natural

Packing details
3200x1600x6.5mm | 1 panel (5.12m²/82kg)
3200x1600x12mm | 1 panel (5.12m²/152kg)






MEGASLIM
T6 & T12 THIN PORCELAIN SLAB

MADE IN ITALY

BASALTINA NERO

SINGLE PATTERN




DETAILS

size	3200x1600 mm
thickness	6.5 mm / 12 mm
finish	Natural (Leather)

Packing details

3200x1600x6.5mm | 1 panel (5.12m²/75kg)
3200x1600x12mm | 1 panel (5.12m²/153kg)





MEGASLIM
T6 THIN PORCELAIN SLAB

MADE IN ITALY

BARDIGLIO

FLOW PATTERN IN 9 DIFFERENT FACES



DETAILS

size **3200x1600 mm**

thickness **6 mm**

finish **Polished**

Packing details
3200x1600x6mm | 1 panel (5.12m²/75kg)






MEGASLIM
T6 THIN PORCELAIN SLAB



STATUARIO EXTRA

FLOW PATTERN IN 7 DIFFERENT FACES




DETAILS

size **3200x1600 mm**

thickness **6 mm**

finish **Honed & Polished**

Packing details
3200x1600x6mm | 1 panel (5.12m²/75kg)





MEGASLIM
T6 THIN PORCELAIN SLAB

MADE IN ITALY

STATUARIO PREMIUM

FLOW PATTERN IN 4 DIFFERENT FACES - 3200X1600




DETAILS

size **3200x1600 mm**

thickness **6.5 mm**

finish **Honed & Polished**


Packing details
3200x1600x6.5mm | 1 panel (5.12m²/82kg)





GRIGIO VENEZIANO

BOOK MATCH PATTERN




MEGASLIM
T6 & T12 THIN PORCELAIN SLAB

MADE IN ITALY

DETAILS

size	3200x1600 mm
thickness	6.5 mm / 12 mm
finish	Natural

Packing details
3200x1600x6.5mm | 1 panel (5.12m²/82kg)
3200x1600x12mm | 1 panel (5.12m²/152kg)





MEGASLIM
T6 THIN PORCELAIN SLAB


MADE IN ITALY

STATUARIO SUPERIORE

FLOW PATTERN IN 6 DIFFERENT FACES



DETAILS

size **2700x1200 mm**

thickness **6 mm**

finish **Natural**

Packing details

2700x1200x6mm | 1 panel (3.24m²/47kg)






MEGASLIM
T6 THIN PORCELAIN SLAB

MADE IN ITALY

PIERRE BLACK

FLOW PATTERN IN 6 DIFFERENT FACES



DETAILS


size **2700x1200 mm**

thickness **6 mm**

finish **Natural**

Packing details

2700x1200x6mm | 1 panel (3.24m²/47kg)





MEGASLIM
T6 THIN PORCELAIN SLAB

MADE IN ITALY

MARQUINA BLACK

FLOW PATTERN IN 7 DIFFERENT FACES



DETAILS

size **2700x1200 mm**

thickness **6 mm**

finish **Natural**

Packing details

2700x1200x6mm | 1 panel (3.24m²/47kg)





MEGASLIM
T6 THIN PORCELAIN SLAB

MADE IN ITALY

ARABESCATO

FLOW PATTERN IN 12 DIFFERENT FACES



DETAILS

size **2700x1200 mm**

thickness **6 mm**

finish **Natural**

Packing details

2700x1200x6mm | 1 panel (3.24m²/47kg)





MEGASLIM
T6 THIN PORCELAIN SLAB

MADE IN ITALY

PIETRA GREY FOG

FLOW PATTERN IN 12 DIFFERENT FACES



DETAILS

size **2700x1200 mm**

thickness **6 mm**

finish **Natural**

Packing details

2700x1200x6mm | 1 panel (3.24m²/47kg)





MEGASLIM
T6 THIN PORCELAIN SLAB

MADE IN ITALY

PIETRA GREY TAUPE

FLOW PATTERN IN 12 DIFFERENT FACES



DETAILS

size **2700x1200 mm**

thickness **6 mm**

finish **Natural**

Packing details

2700x1200x6mm | 1 panel (3.24m²/47kg)





CALACATTA ULTIMATE

FLOW PATTERN IN 3 DIFFERENT FACES



MEGASLIM
T6 & T12 THIN PORCELAIN SLAB



DETAILS

size	3200x1600 mm
thickness	5.8 mm / 12mm
finish	Polished / Natural (T6 only)

Packing details
3200x1600x5.8mm | 1 panel (5.12m²/75kg)
3200x1600x12mm | 1 panel (5.12m²/145kg)



METRO GREY

SINGLE PATTERN



MEGASLIM
T12 THIN PORCELAIN SLAB

DETAILS

size	3200x1600 mm
thickness	12 mm
finish	Natural


Packing details
3200x1600x12mm | 1 panel (5.12m²/145kg)





CEPPO GREY

SINGLE PATTERN



MEGASLIM T12 THIN PORCELAIN SLAB

DETAILS

size **3200x1600 mm**

thickness **12 mm**

finish **Natural**

Packing details

3200x1600x12mm | 1 panel (5.12m²/145kg)





SUPER BLACK

SINGLE PATTERN



MEGASLIM
T12 THIN PORCELAIN SLAB

DETAILS

















size	3200x1600 mm
thickness	12 mm
finish	Natural

Packing details
3200x1600x12mm | 1 panel (5.12m²/145kg)



TECHNICAL DETAILS

Dry-pressed Porcelain Stoneware Slabs

Specifications		Standars	Test Results
	Product Classification	UNI EN 14411 - Appendix G ISO 13006	Group B1a GL
	Dimensional characteristics	UNI EN ISO 10545-2	Conforming
	Water absorption	UNI EN ISO 10545-3	Conforming
	Breaking strength	UNI EN ISO 10545-4	Conforming
	Breaking module		Conforming
	Deep abrasion resistance of unglazed tiles	UNI EN ISO 10545-6	N/A
	Abrasion resistance of glazed tiles	UNI EN ISO 10545-7	III - V
	Linear thermal expansion	UNI EN ISO 10545-8	6x10 ⁻⁶ C ⁻¹
	Thermal shock resistance	UNI EN ISO 10545-9	Resistant
	Crazing resistance	UNI EN ISO 10545-11	Resistant
	Frost resistance	UNI EN ISO 10545-12	Resistant
	Chemical resistance	UNI EN ISO 10545-13	Resistant
	Stain resistance	UNI EN ISO 10545-14	Resistant
	Colour stability upon exposure to light	DIN 51094	Conforming
 	Friction coefficient (slip level)	DIN 51130	Available on request
		DIN 51097	Available on request
		ASTM C1028 C.O.F.	Available on request
		B.C.R.	Available on request
		DCOF (BOOT 3000 - section 9.6 ANSI 137.2012)	Available on request
	Salt resistance	NaCl	Resistant
	Reaction to fire	UNI EN 13501-1-2009	Available on request

FEATURES

- Thickness from 5.8mm to 12mm
 - Lightweight thin panels
 - Resistant to fungi
 - Resistant to UV light
 - Resistant to heat
- Easily cut and drill on site
 - Easy to clean and maintain
 - Highly compacted porcelain stoneware
 - Extra large panel sizes, from 1200x1200 to 3200x1600*

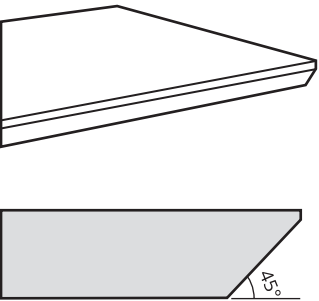
**Sizes and thicknesses subject to colour selection. Panels are supplied randomly.*

APPLICATIONS

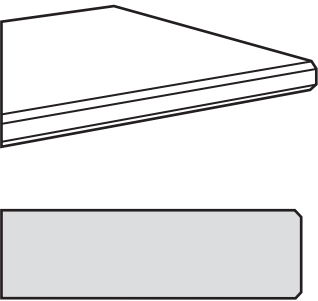
- Suitable for internal and external use
 - Suitable for wet areas
- Suitable for bench tops, vanities, splashback and feature walls

T12 THIN PORCELAIN SLABS TOP EDGE PROFILES

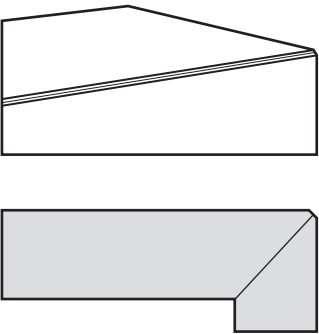
Shark Nose



Square Edge



Mitred Edge



GUIDELINES

MEGASLIM® BENCH TOPS AND VANITIES BY EVERSTONE®

Through the Megaslim® vast assortment of colours and finishes, Everstone can offer the most advanced range of ready-to-install 6mm and 12mm thick countertops.

AVAILABLE STOCK SIZES AND FINISHES

Standard benchtops are cut from 3200x1600x12mm full body porcelain panels, this allows for the manufacturing of most common bench tops requirements with a minimal amount of joints in Polished, Honed, and Matt surfaces.

DESIGN, INSTALLATION, AND MAINTENANCE GUIDE

Kitchen / Vanity cabinets checklist

The Megaslim® porcelain countertops consist of rigid high density, 6mm and 12mm thick, porcelain panels that require minimal substrate support. Tops are factory cut to match requirements with minimal on-site involvement.

No matter how the Megaslim® preassembled porcelain countertops are used, whether on a new installation or when refurbishing existing cabinets units, it is important to always plan for correct components allocation and tops dimensional limits.

When more than one unit length is required, all joints in the tops should be well supported underneath and preferably located over existing cabinet panel edges.

Any appliance weighing more than 5kg should be adequately supported by a dedicated additional frame. Avoid over-tightening or fixing any surface fittings directly to the Megaslim® panels.

Installation of countertops

Prior to installing the Megaslim® countertops, care should be taken to check the cabinets and base units for strength and stability and that each unit is correctly fastened to the wall and each other. The surface of the cabinets must be flush and free from any obstructions. Make allowance for any out of square cabinet if necessary.

The Megaslim® countertops should be placed over sound solid and truly flat cabinet frames and where required, allow for additional support to the rear and cross members of the cabinets using additional rail of an approximate dimension of 100mm to 150mm in width.

When required, any cut-outs should be located well within the limits of a single cabinet unit and placed not less than 80mm from any side joint. For square cut-outs always allow for a minimum radius of 5mm at each corner. Use only wet cutting tools to avoid generating excess heat to the tops. To adhere the tops to the cabinet, apply a continuous 10mm thick bead of adhesive over the edges of the cabinet. Glue down the Megaslim® countertops allowing a small gap between the countertop rear edge and the wall face of approximately 3 to 5mm. level adjacent tops before the adhesive cures. Once tops are installed, allow sufficient time for the bonding adhesive to cure before any additional required cutting is performed.

When overhang is required, allow adequate support. If necessary, make use of metal angle as support and adequate additional rails as spacers.

Adhesive recommendations

- **Megaslim® to cabinets:** Sikaflex 252, Mapei Adesilex G19, or similar Polyurethane adhesive.
- **Megaslim® to Megaslim®:** Tenax EpoxGres or Akemi Akepox 5010
- **Megaslim® to perimeter:** suitable colour natural curing silicon
- **Megaslim® to splashback:** Laticrete 345 Platinum Adhesive
- **Megaslim® patching:** Inegra Xi Bonder, Tenax EpoxGres or Akemi Akepox 5010

Care and Maintenance

The Megaslim® porcelain panels are high-quality non-porous stain, heat, and scratch-resistant, which require minimum maintenance. Spills should be cleaned using a common household detergent and rinsed with clean water. Do not use it as a chopping board.

Routine cleaning – best method to minimise stubborn stains is to wash away stains such as red wine, food, oil, or corrosive drinks by using warm water and small quantities of a mild and non-abrasive household cleaning product with a soft, non-abrasive cloth. Do not use products that have high alkaline or acidic pH levels, such as oven or drain cleaning solutions, especially on polished surfaces.

Stubborn stains – Use a nonabrasive cleaning product, microfiber cloth, or mild household cleaning products that are cream-based. To remove other hard substances that may adhere to surfaces, always use a plastic scraper to gently remove the material. Avoid the use of industrial harsh chemicals on the surface of the material, such as paints, paint strippers, permanent markers, and inks.

Heat resistant – although Megaslim® is thermal shock resistant, it is always advisable to use a heat mat or similar as normal practice when placing hot pots on the bench.

Scratch-resistant – Megaslim® panels have a very hard surface and will easily withstand daily normal use. Even so, we recommend using cutting boards and avoiding sliding heavy metallic objects along the surface.

Wall and Floor Cladding

The T6 panels are best suited for wall cladding for internal or external wall cladding or internal floors and require full adhesion using a suitable adhesive.

For walls, additional hidden anchoring is required where installation exceeds the minimum height required by the local council regulation.

The substrate needs to be rigid, flat and free from any dust or contaminants that could affect the adhesive bonding.

To eliminate possible air trapped behind the panels, tap the panel surface moving from the centre towards the edges.

For further technical information, please also refer to:
Everstone Slim Slab Handling and Installation Manual.
Everstone Reduced Thickness Porcelain Specification.

*Everstone has taken every care in providing accurate information in this document. Megaslim® technical information may change without notice. For the latest revision, please check on our website at: **www.everstone.com.au***



PHONE: **1300 918 918**
FAX: **+61 2 9644 3353**
sales@everstone.com.au

SYDNEY
HEAD OFFICE

20 PRINCES ROAD EAST
AUBURN NSW 2144
AUSTRALIA

MELBOURNE

168 DISCOVERY ROAD
DANDENONG SOUTH VIC 3175
AUSTRALIA

BRISBANE

PHONE: 0418 886 833

WWW.EVERSTONE.COM.AU